
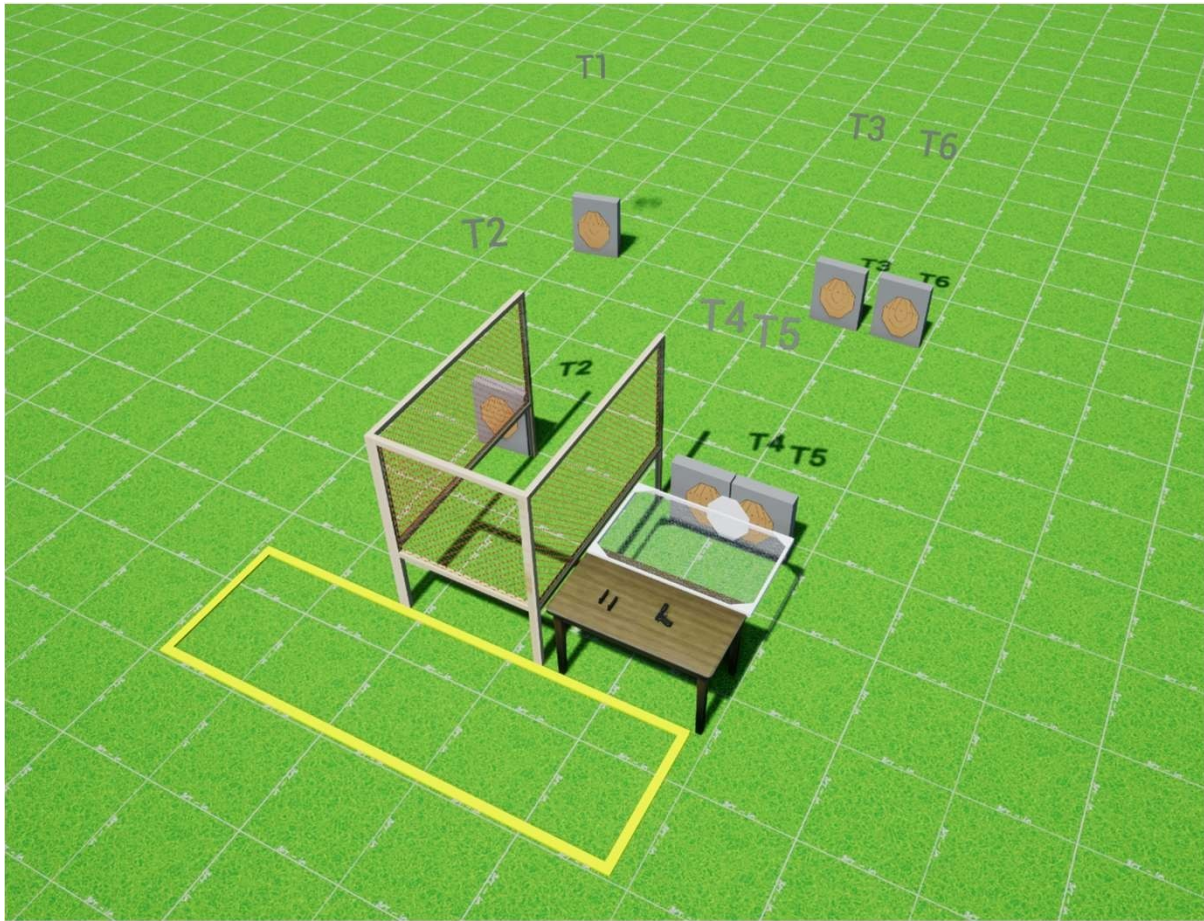
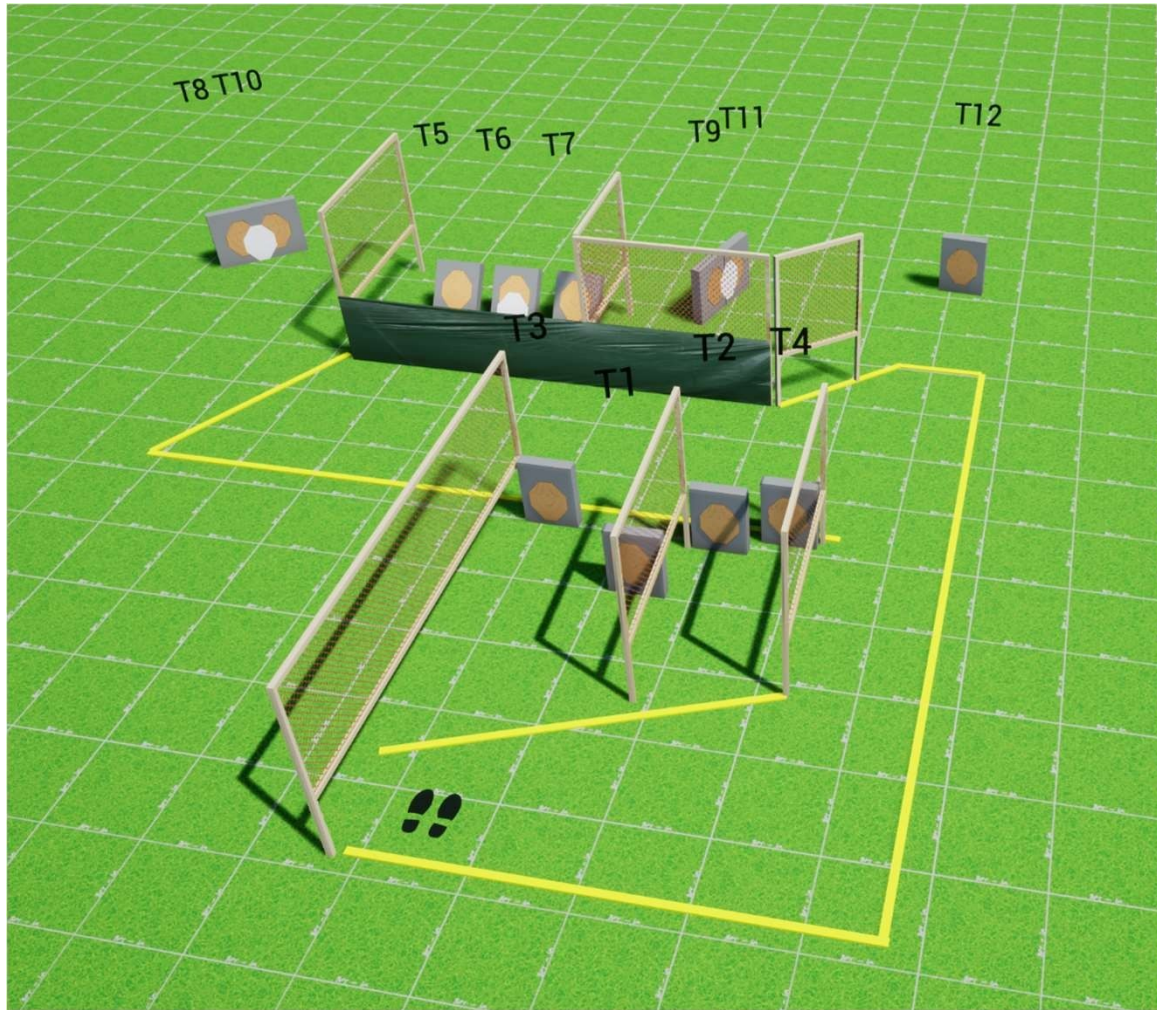


Stage Number	1
Type of Course	Medium
Minimum Rounds	22
Targets	11 IPSC target, some no-shoot targets
Maximum Points	110
Distances	2-12m
Start Position	Normal standing on marked position.
Start	Audible signal
Procedure	After the start signal, engage all targets with minimum of two hits each.
Notes	A shot, which hits range structures is considered unsafe and will result to disqualification Shooting under walls is not allowed. Hot scoring.






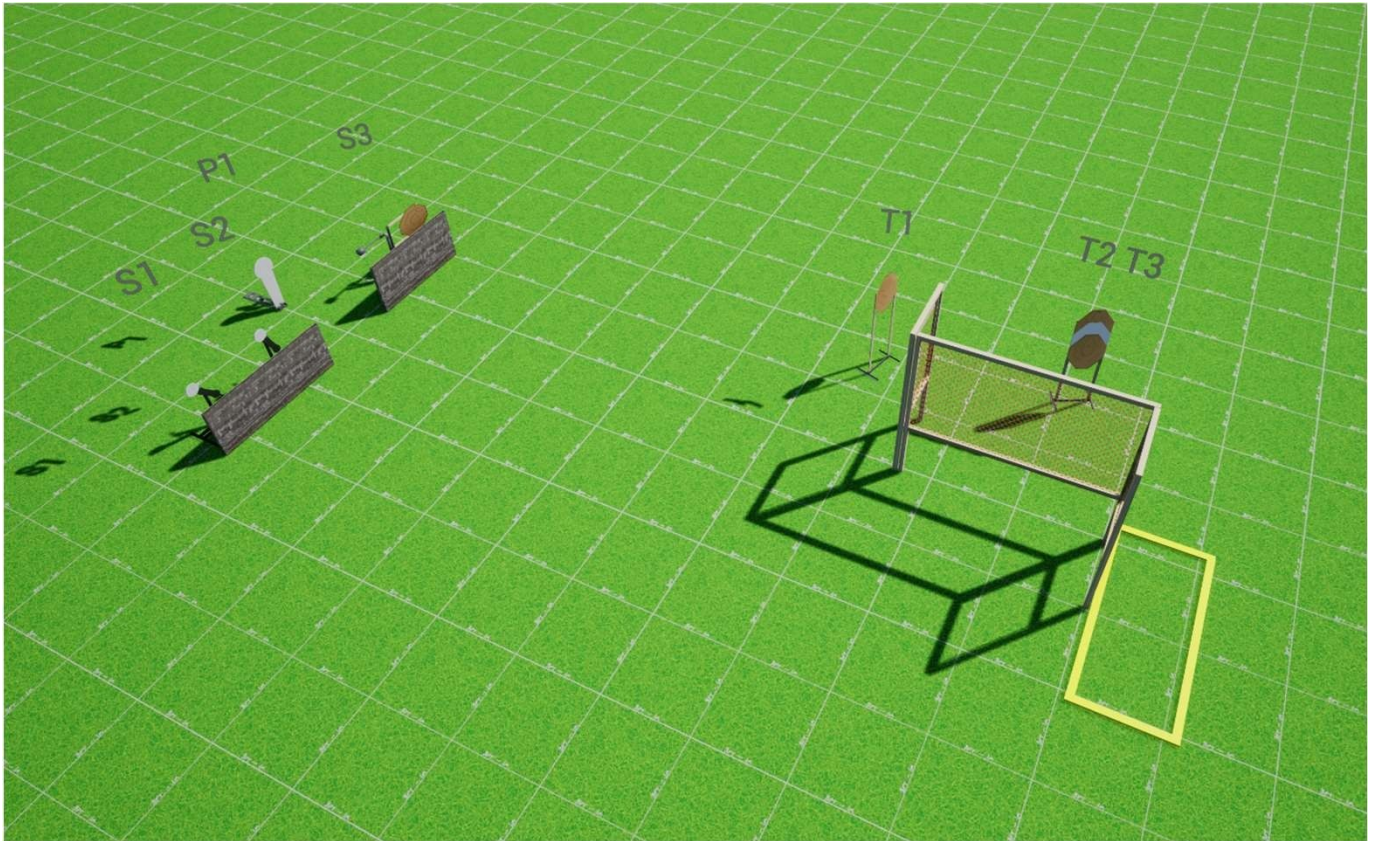
Stage Number	2
Type of Course	Short
Minimum Rounds	12
Targets	6 IPSC target, some no-shoot target
Maximum Points	60
Distances	3-10m
Start Position	Normal standing on shooting area. Gun and all magazines on the table. Chamber empty, magazine inserted.
Start	Audible signal
Procedure	After the start signal, engage all targets with minimum of two hits each.
Notes	A shot, which hits range structures is considered unsafe and will result to disqualification. Shooting under walls is not allowed



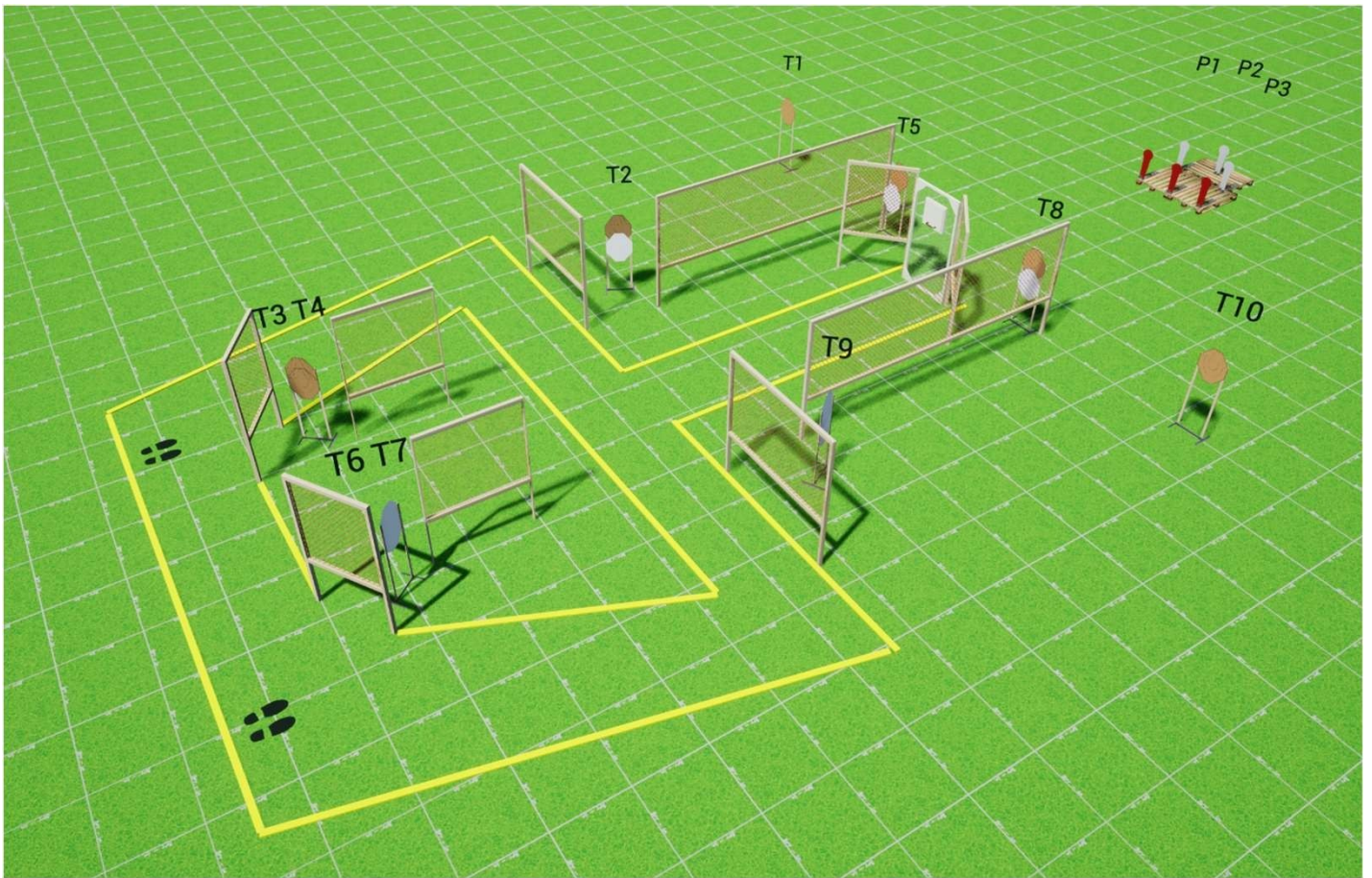
Stage Number	3
Type of Course	Medium
Minimum Rounds	24
Targets	12 IPSC target, some no-shoot targets
Maximum Points	120
Distances	3-6m
Start Position	Normal standing on marked position.
Start	Audible signal
Procedure	After the start signal, engage all targets with minimum of two hits each.
Notes	A shot, which hits range structures is considered unsafe and will result to disqualification. Shooting under walls is not allowed



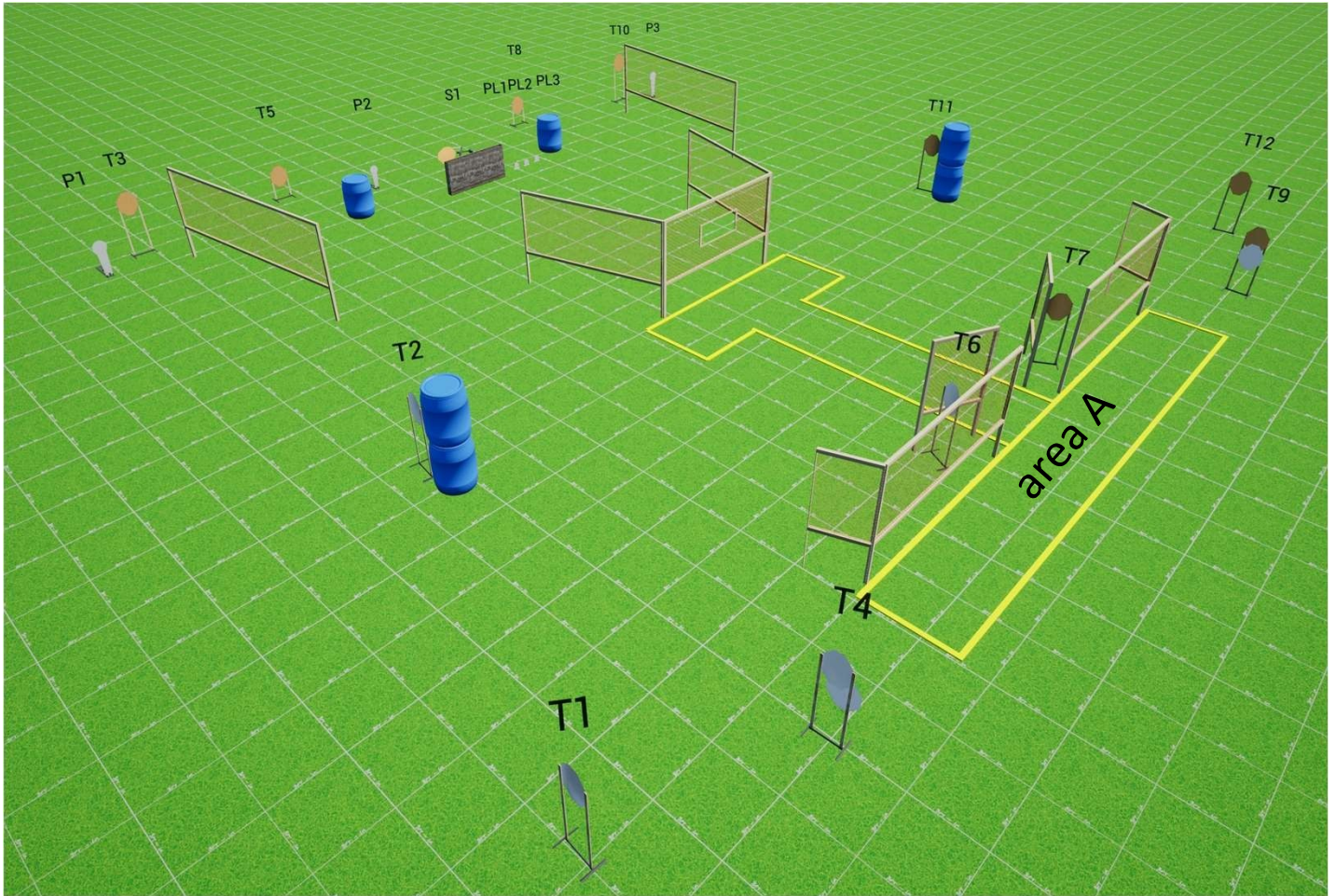
Stage Number	4
Type of Course	Short
Minimum Rounds	12
Targets	6 IPSC target, some no-shoot targets
Maximum Points	60
Distances	3-10m
Start Position	Normal standing on marked position.
Start	Audible signal
Procedure	After the start signal, engage all targets with minimum of two hits each.
Notes	Shooting under walls is not allowed



Stage Number	5
Type of Course	Short
Minimum Rounds	11
Targets	4 IPSC target, some no-shoot targets, 2 plates, 1 popper
Maximum Points	55
Distances	3-11m
Start Position	Normal standing on marked position.
Start	Audible signal
Procedure	After the start signal, engage all paper targets with minimum of two hits each. Metals must fall. Popper activates swingers.
Notes	Shooting under walls is not allowed



Stage Number	6
Type of Course	Medium
Minimum Rounds	23
Targets	10 IPSC target, some no-shoot targets, three poppers, some no-shoot poppers
Maximum Points	115
Distances	2-16m
Start Position	Normal standing on marked position.
Start	Audible signal
Procedure	After the start signal, engage all paper targets with minimum of two hits each. Metals must fall.
Notes	Shooting under walls is not allowed. Hot scoring.



Stage Number	7
Type of Course	Long
Minimum Rounds	32
Targets	13 IPSC target, some no-shoot targets, 3 poppers, 3 plates
Maximum Points	160
Distances	2-20m
Start Position	Normal standing on area A.
Start	Audible signal
Procedure	After the start signal, engage all paper targets with minimum of two hits each. Metals must fall. Popper P2 activates swinger.
Notes	Shooting under walls is not allowed. Hot scoring.